

King post Retaining wall

Everything you need to know about a king
post retaining wall in 3.5 minutes



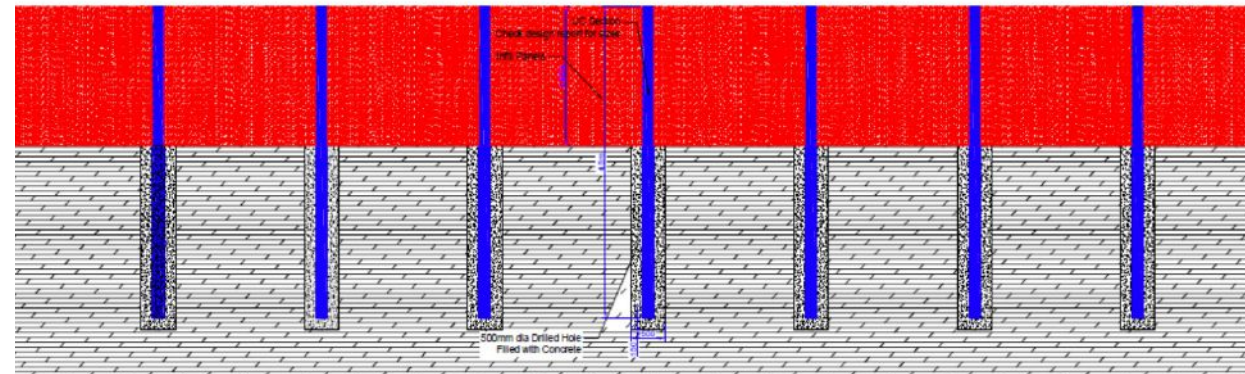
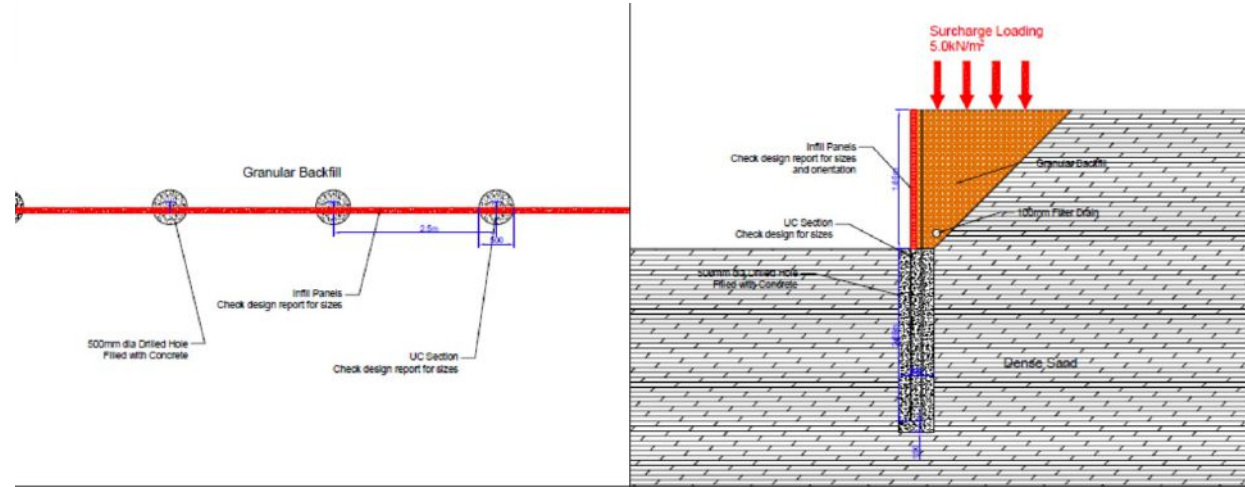
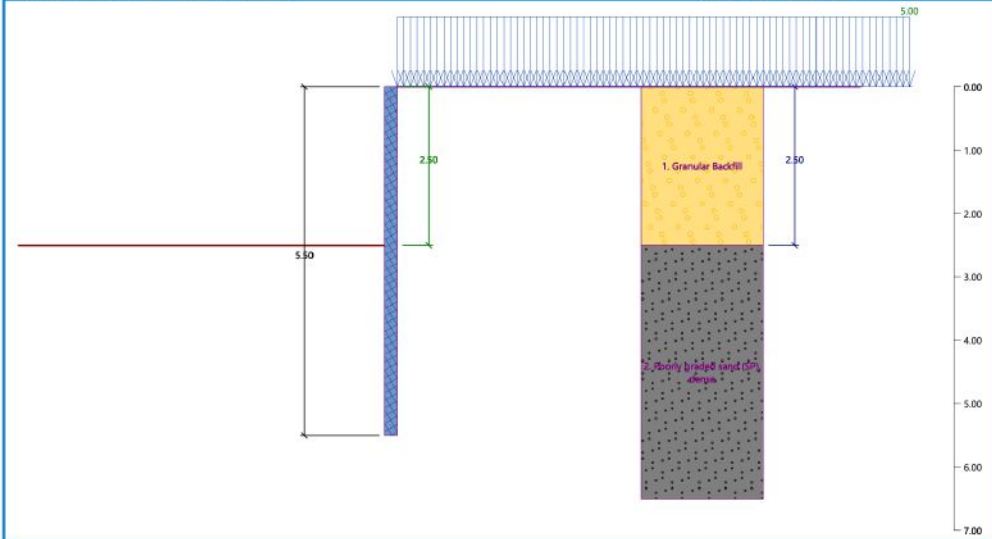
Bob Evans

Retaining Wall Solutions

No.	Thickness of layer t [m]	Depth z [m]	Assigned soil	Pattern
1	2.50	0.00 .. 2.50	Granular Backfill	
2	-	2.50 .. ∞	Poorly graded sand (SP), dense	

Name : Profile and assignment

Stage - analysis : 1 - 0



King Post Structural Design and Sketch

Retaining Wall Solutions



Pile vibration and auger drilling methods for post installation

Retaining Wall Solutions



Textured finish to concrete panels



Plain concrete finish panels

Retaining Wall Solutions

Height (mm)	500	1000	1500	2000	2500	3000	3500
Post Centers (mm)	2000	2000	2000	2000	2000	2000	2000
Post Section	152 x 152 UC	152 x 152 UC	152 x 152 UC	203 x 203 UC	203 x 203 UC	203 x 203 UC	254 x 254 UC
Post weight (kg)	23 kg	23 kg	30 kg	46 kg	60 kg	86 kg	107 kg
Post Embedment (m)	0.5	1.0	1.5	2.5	3.5	4.5	5.5
Post Length (m)	1.0	2.0	3.0	4.5	6.0	7.5 m	9.0
Post Hole Diameter (mm)	450	450	450	450	450	450	450
Surcharge	10kn/m ²	10kn/m ²	10kn/m ²	10kn/m ²	10kn/m ²	10kn/m ²	10kn/m ²
Factor of Safety	M=1.5	M=1.5	M=1.5	M=1.5	M=1.5	M=1.5	M=1.5
Sketch							

Design table to give you some examples for various wall heights



Retaining wall design and price guide

Which retaining wall type is the most economical to build? **Download the design guide** to learn more about each retaining wall type and get a price comparison.

Design price guide

Ask a question

How much do they cost?

Our simple 3 steps Design process

1 Step 1 - Decide on the type of retaining wall

One of the hardest things to do is to select the right retaining wall type.

Each retaining wall type has pros and cons.

Our support can help you select the right one for your requirements and budget.

2 Step 2 - Design the retaining wall

Our structural engineer is a specialist retaining wall expert. We can turn around retaining wall designs in a matter of days.

You will receive a full retaining wall report, a complete set of calculations, and a sketch showing you the design, including the material specifications.

You will also be protected by our professional indemnity insurance allowing you to sleep at night.

3 Step 3 - Use our supply chain to get the best build price

We have a comprehensive supply chain for the supply only or supply and installation of your retaining wall once it has been designed.

We can prepare material schedules and bills of quantities to give you a budget to work from.

You can save time and money trying to find suitable suppliers and contractors using our service.

King post Retaining wall

The Next Step

- Tell us about your project.
- Complete the form.
- We are here to support you.



Bob Evans