
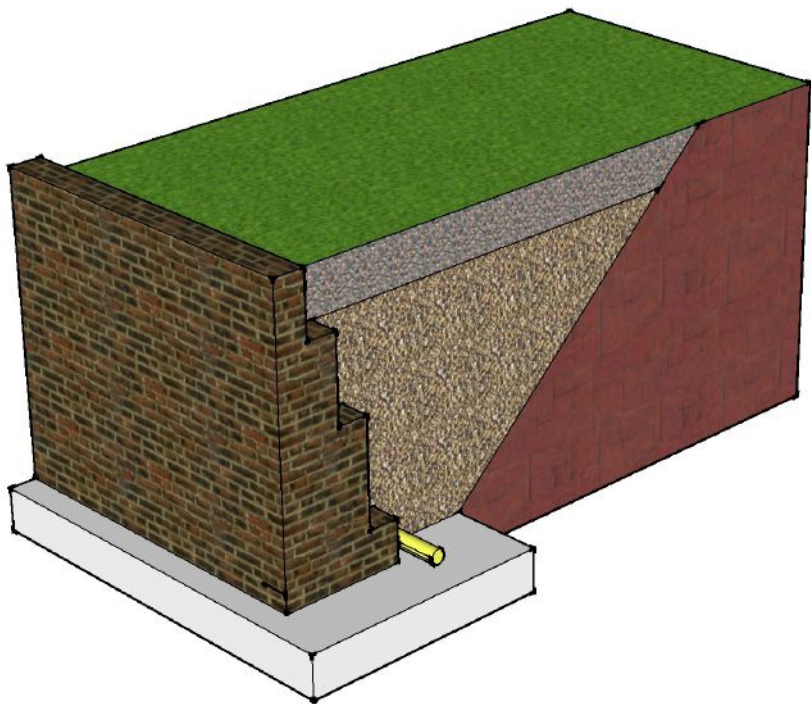


Masonry retaining walls

Everything you need to know about a L shaped retaining wall in 2.5 minutes



Bob Evans





Masonry wall examples



Masonry wall examples

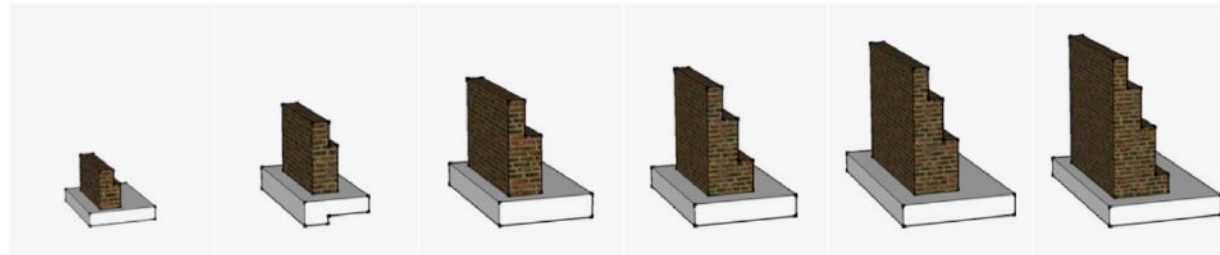
Retaining Wall Solutions



Masonry wall examples

Masonry design guide

Height (m)	0.6	0.9	1.2	1.5	1.8	2.1
Brick type	Class A	Class A	Class A	Class A	Class A	Class A
Step width (mm)	112	112	215	215	215	215
Base width (mm)	1050	1050	1250	1500	1700	1800
Base depth (mm)	200	200	300	300	300	300
Base top steel	None	None	A393	A393	B785	B785
Surcharge	10kn/m ²	10kn/m ²	10kn/m ²	10kn/m ²	10kn/m ²	10kn/m ²
Factor of safety	M=1.5	M=1.5	M=1.5	M=1.5	M=1.5	M=1.5



Indicative designs based upon a base material with allowable bearing pressure of **>200kPa**.

Retained material is assumed to be well graded, granular backfill with the back of wall drainage or weep holes to relieve hydrostatic pressure.

Design table to give you some examples for various wall heights



Retaining wall design and price guide

Which retaining wall type is the most economical to build? **Download the design guide** to learn more about each retaining wall type and get a price comparison.

Design price guide

Ask a question

How much do they cost?

Our simple 3 steps Design process

1 Step 1 - Decide on the type of retaining wall

One of the hardest things to do is to select the right retaining wall type.

Each retaining wall type has pros and cons.

Our support can help you select the right one for your requirements and budget.

2 Step 2 - Design the retaining wall

Our structural engineer is a specialist retaining wall expert. We can turn around retaining wall designs in a matter of days.

You will receive a full retaining wall report, a complete set of calculations, and a sketch showing you the design, including the material specifications.

You will also be protected by our professional indemnity insurance allowing you to sleep at night.

3 Step 3 - Use our supply chain to get the best build price

We have a comprehensive supply chain for the supply only or supply and installation of your retaining wall once it has been designed.

We can prepare material schedules and bills of quantities to give you a budget to work from.

You can save time and money trying to find suitable suppliers and contractors using our service.

Masonry retaining wall

The Next Step

- Tell us about your project.
- Complete the form.
- We are here to support you.



Bob Evans